



Sleek. Beautiful.



# 11 Reasons

for choosing a gas Fireplace.

*Constant Heat.*

*Never have to buy or chop firewood.*

*No ashes.*

*Save at least 25% on your energy bill.*

*Turned on and off with the flip of a switch.*

*Large range of stylish designs.*

*No Chimney is required, saving on building costs.*

*Warmer than traditional fireplace.*

*Remote control options available.*

*Cheaper installation than traditional fireplace.*

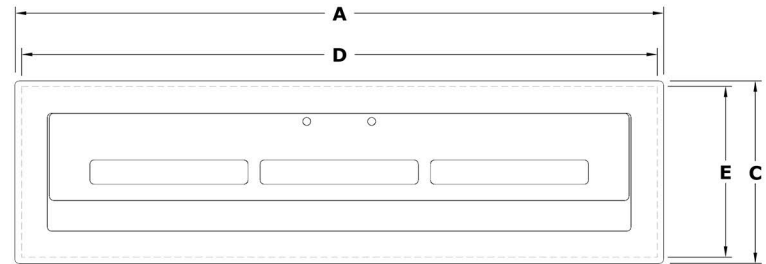
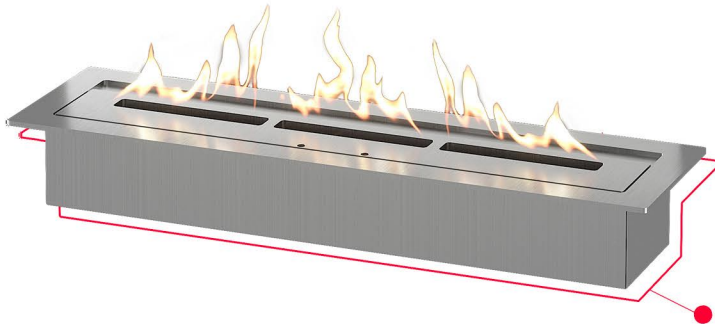
*Safe for kids as it is very controllable.*

All products available in BioFuel.



Without the need for a chimney, flue or bearing wall, application possibilities for SAfire's bioethanol fireplaces are countless. A wide variety of layouts, features and finishes offers creative freedom when adding a warm and stunning focal point to traditional and modern housing.

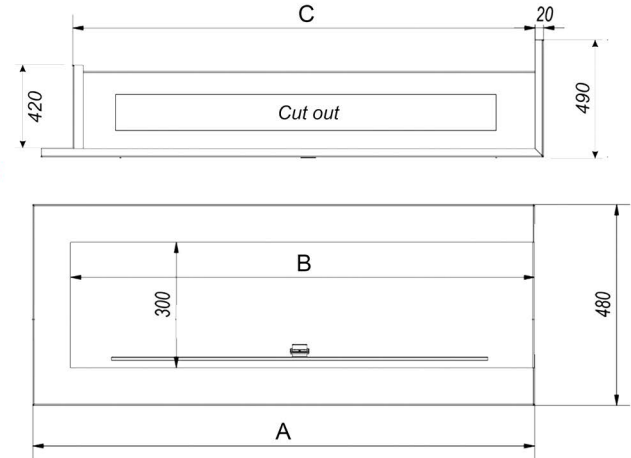
# BioFuel.



- Made-to-measure fire solutions.
- Various layouts.
- Manual or automatic burner.
- Linear fire of any length.
- Numerous finishes.

Cutout Size						Heats m3
A	B	C	D	E	F	
500	160	225	470	200	200	100
800	160	225	770	200	200	135
1000	160	225	970	200	200	140
1200	160	225	1170	200	200	150

## Canto Two.



- No Chimney Required.
- Variety of Sizes and finishes to Choose from.
- CleanBurn Technology – Low Emissions.
- Infinite design Possibilities – Create your own feature Fireplace.
- Safety First – Flame Failure Device.

A	B	C	Cut out	Heats m <sup>3</sup>
1200	1110	1105	980 x 200	300
1700	1610	1605	1380 x 200	400



The creation of something beautiful. Designed and manufactured in South Africa, this strikingly sleek Fireplace represents the epitome of design, mastery and technological innovation.

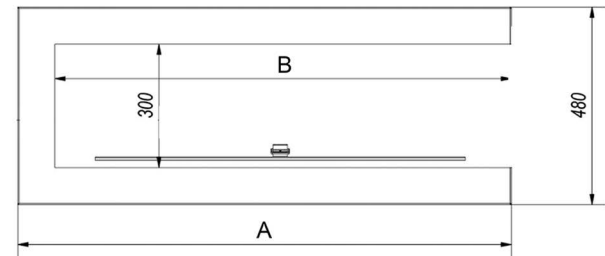
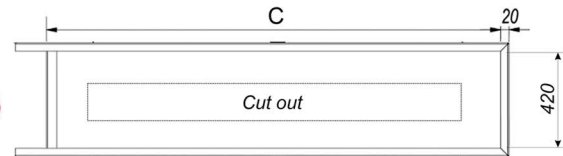




Safire's distinctive yet beautifully simple Canto Three was designed to complement the rebirth of minimalism. These designer appliances combine form and function with the luminescent brilliance of seamless glass planes to create a lively living space that's irresistibly attractive.



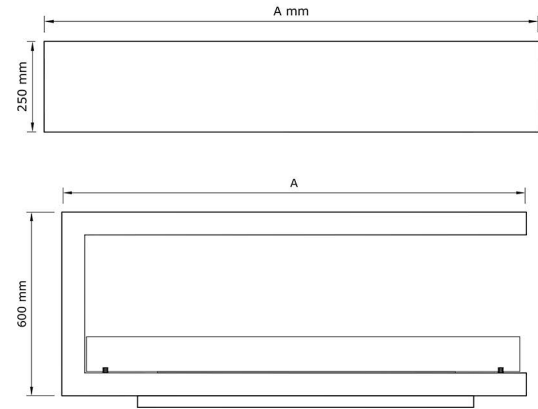
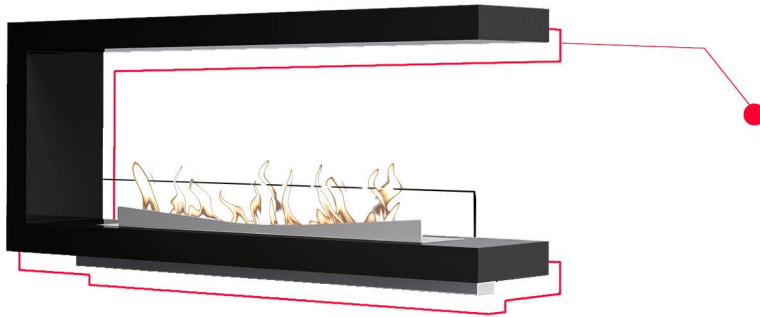
## Canto Three.



- No Chimney Required.
- Variety of Sizes and finishes to Choose from.
- CleanBurn Technology – Low Emissions.
- Infinite design Possibilities – Create your own feature Fireplace.
- Safety First – Flame Failure Device.

A	B	C	Cut out	Heats m3
1200	1110	1105	980 x 200	300
1700	1610	1605	1380 x 200	400

# Canto WallArt.



- No Chimney Required.
- Variety of Sizes and finishes to Choose from.
- CleanBurn Technology – Low Emissions
- Infinite design Possibilities – Create your own feature Fireplace.
- Safety First – Flame Failure Device.

A	Heats m3
1100	280
1300	300
1500	300
1700	380
2050	450




The Canto WallArt combines ergonomics, functionality and aesthetic balance. Available in both remote ignition or manual ignition, the eye-catching two open sides allow for better fire exposure and is our favourite option as an architectural solution.



A Stunner. Installation is a breeze with all the clearances built into the design for you. With its clean lines and stainless steel firebox, the Chanterie enriches the contemporary aesthetics of today's residential and commercial environments. Transforming the traditional rectangular fireplace shape into a stylish piece of furniture, makes it an ideal heating solution for any location.

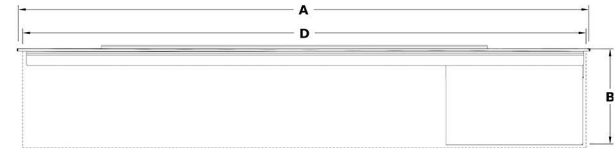
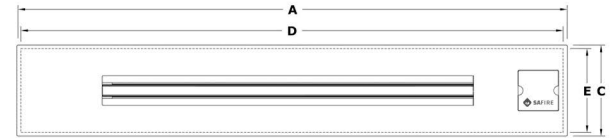
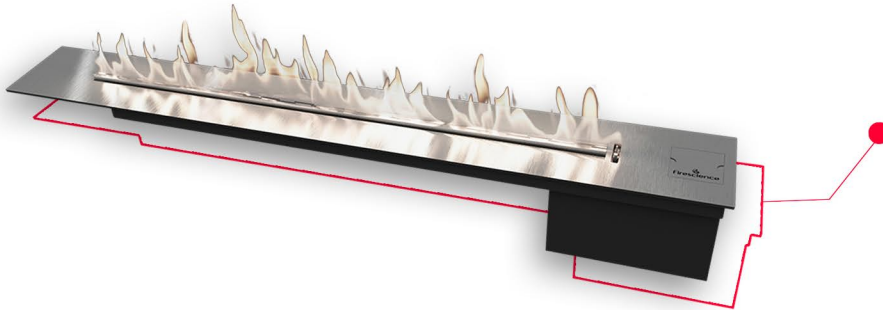
## Chanterie WallArt.



- No Chimney Required.
- Variety of Sizes and finishes to Choose from.
- CleanBurn Technology – Low Emissions
- Infinite design Possibilities – Create your own feature Fireplace.
- Safety First – Flame Failure Device.

A	Heats m3
1100	280
1300	300
1800	400

# Drop In.



- No Chimney Required.
- Variety of Sizes and finishes to Choose from.
- CleanBurn Technology – Low Emissions.
- Infinite design Possibilities – Create your own feature Fireplace.
- Safety First – Flame Failure Device.

Cutout Size					Heats m <sup>3</sup>
A	B	C	D	E	
800	160	225	770	200	280
1000	160	225	970	200	300
1200	160	225	1170	200	300
1400	160	225	1370	200	400
1750	160	225	1720	200	450
2000	160	225	1970	200	450






Safire Drop in Gas Fires is an undeniable example of premium South African design and has forever changed the way of thinking when it comes to Heating.

Our drop in gas fires are designed to amaze, enchant and warm up your Winters.



Our Linear range have many benefits. Available in six different lengths and modified with advanced Cleanburn Technology Burners for odour free Living spaces. Fitted with your choice between manual and remote control ignition. With countless material finishes to choose from like glass, stainless Steel, black steel, pebbles or black coals this model can literally be used in any setting imaginable.

# Linear.



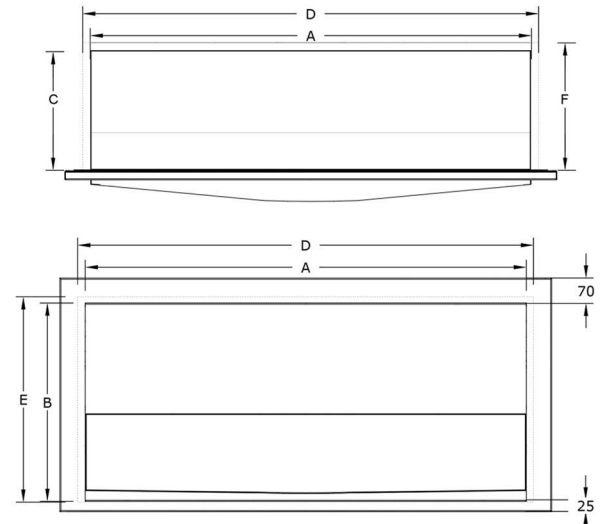
- No Chimney Required.
- Variety of Sizes and finishes to Choose from.
- CleanBurn Technology – Low Emissions
- Infinite design Possibilities – Create your own feature Fireplace.
- Safety First – Flame Failure Device.

			Finished Plastered Size			Burner Mechanism Cutout		
A	B	C	D	E	F	G	H	Heats m3
810	500	415	850	445	420	780	200	280
1010	500	415	1050	445	420	980	200	300
1210	500	415	1250	445	420	1180	200	300
1410	500	415	1450	445	420	1380	200	400
1710	500	415	1750	445	420	1680	200	450
2010	500	415	2050	445	420	1980	200	450

Minet.



- No Chimney Required.
- Variety of Sizes and finishes to Choose from.
- CleanBurn Technology – Low Emissions.
- Infinite design Possibilities – Create your own feature Fireplace.
- Safety First – Flame Failure Device.



Finished Plastered Size						Heats m <sup>3</sup>
A	B	C	D	E	F	
750	480	265	800	500	270	280
890	480	265	950	500	270	300
1180	480	265	1250	500	270	400



The beautifully designed Minet is a perfect blend of versatility and style. Minet, our flagship fireplace, not only provides an impressive visual focal point in your living room, it also produces an impressive 17kw on the 1180 Model which is enough to heat areas up to 420m<sup>3</sup>.

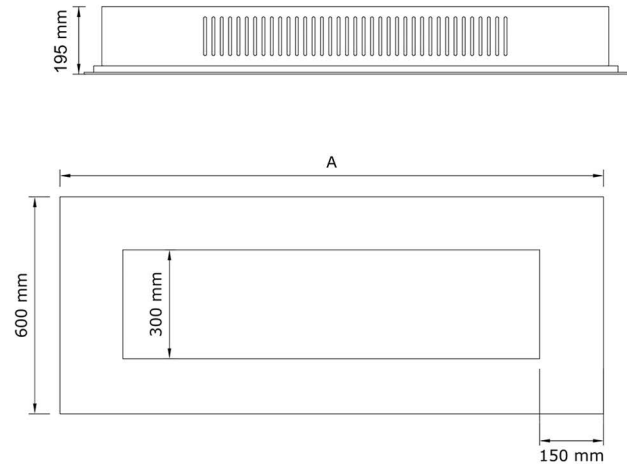





State of the art and sleek, the Panorama is sophistication defined. Technology and smart design is what keeps these fireplaces burning hotter than rest for the past 10 years.




# Panorama WallArt.



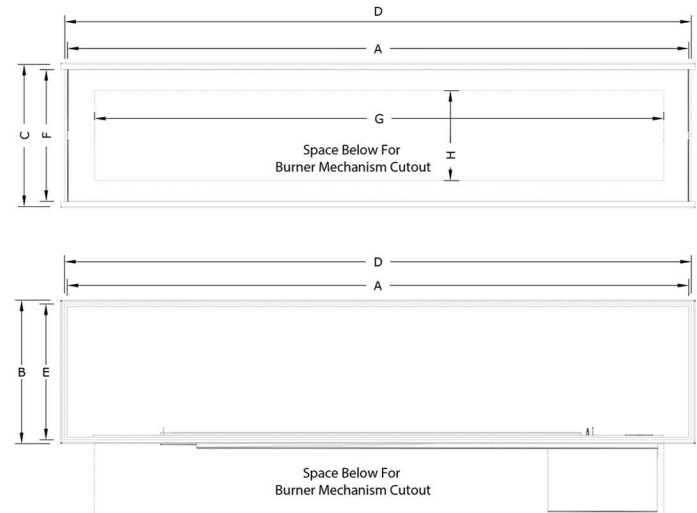
- No Chimney Required.
- Variety of Sizes and finishes to Choose from.
- CleanBurn Technology – Low Emissions
- Infinite design Possibilities – Create your own feature Fireplace.
- Safety First – Flame Failure Device.

<b>A</b>	Heats m <sup>3</sup>
1100	300
1500	400

# See Through Linear.



- No Chimney Required.
- Variety of Sizes and finishes to Choose from.
- CleanBurn Technology – Low Emissions.
- Infinite design Possibilities – Create your own feature Fireplace.
- Safety First – Flame Failure Device.



Finished Plastered Size						Burner Mechanism Cutout		Heats m <sup>3</sup>
A	B	C	D	E	F	G	H	
810	500	450	850	445	410	780	200	280
1010	500	450	1050	445	410	980	200	300
1210	500	450	1250	445	410	1180	200	300
1410	500	450	1450	445	410	1380	200	400
1710	500	450	1750	445	410	1680	200	450
2010	500	450	2050	445	410	1980	200	450



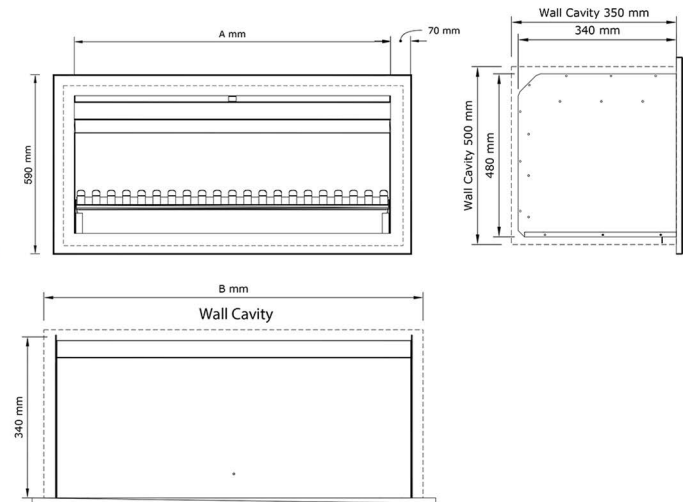
With its sleek and Sexy design, SAfire's See Through Linear offers unsurpassed flame pictures in two rooms at once. Available in Black, Stainless Steel or a combination of both materials, this dual space gas fire is a much desired solution in having the best of both worlds.



Safire's Traditional Convector creates a striking addition to a feature wall, be it in a residential dining room, outdoor living area or intimate commercial space.

Timeless design and enduring quality are the hallmarks of the Traditional Convector.

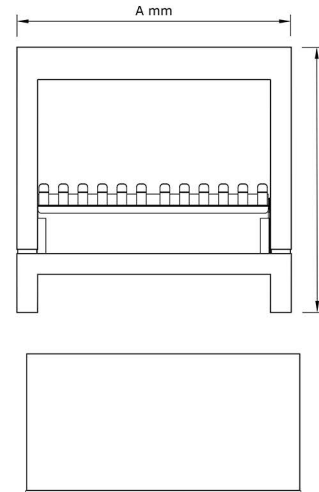
# Traditional Convector.



- No Chimney Required.
- Variety of Sizes and finishes to Choose from.
- CleanBurn Technology – Low Emissions
- Infinite design Possibilities – Create your own feature Fireplace.
- Safety First – Flame Failure Device.

A	B	Heats m3
750	800	300
1050	1100	400

## Baiona Freestanding.



<b>A</b>	Heats m <sup>3</sup>
700	280
950	350

- No Chimney Required.
- Variety of Sizes and finishes to Choose from.
- CleanBurn Technology – Low Emissions
- Infinite design Possibilities – Create your own feature Fireplace.
- Safety First – Flame Failure Device.



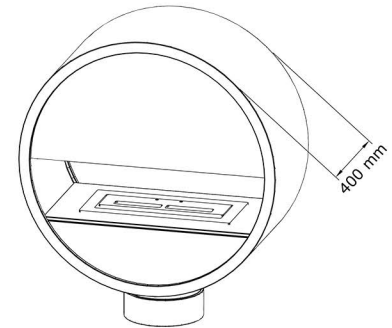
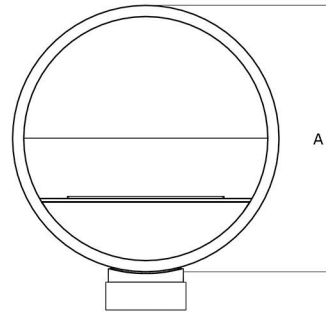


The Baiona Freestanding fireplace is an unmistakable classic Vintage design. It's the perfect flat wall - no chimney solution to instant warmth.



SaFire has had an exiting history and legacy of designing breakthrough technology and the most beautiful gas fires imaginable. The Pendulum is no different. It screams style and drama. This model can be freestanding, wall hung or suspended.

# Pendulum.




- No Chimney Required.
- Variety of Sizes and finishes to Choose from.
- CleanBurn Technology – Low Emissions
- Infinite design Possibilities – Create your own feature Fireplace.
- Safety First – Flame Failure Device.
- BioFuel/Gas.

<b>A</b>	Heats m3
850	280
1150	350

## Vision WallArt.



- No Chimney Required.
- Variety of Sizes and finishes to Choose from.
- CleanBurn Technology – Low Emissions.
- Infinite design Possibilities – Create your own feature Fireplace.
- Safety First – Flame Failure Device.



A	Heats m3
900	240
1200	280
1500	390





SaFire's wall hung Vision WallArt is a beautiful modern Vent free fireplace. Designed with a focus on ease of installation, the Vision requires no special framing and can be mounted quickly to an existing wall with its simple mounting bracket. With virtually endless installation possibilities, it's almost as easy as hanging a picture on the wall. The rear panel can be customized with your own laser cut. design.



[Info@safirecollection.com](mailto:Info@safirecollection.com)

